



- **Type:** Profile spot
- **Source:** 1000/1200 W Tungsten
- **Optics:** 11° to 26° zoom

## The classic 1/1.2K theatre zoom profile

The most versatile of the Juliat profiles, the short throw 611 SX is equally happy on-stage, overhead, on side booms or prosceniums. Its advanced functions and optical quality make this fixture indispensable in opera houses, theatres and studios.

Interchangeable lamp bases can be swapped with the Quincy range to give a choice of tungsten or discharge options.

### Features

- **Multi-function double gate:** simultaneous use of gobos and iris. Sharp focus of both gobo and shutter
- **Shutter gate:** up to 8 shutters. Remove shutters for easy maintenance or tuck fully inside gate for secure transport
- **User-friendly shutter-lock system:** secures shutters' setting in any circumstances (locking efficient up to 4 shutters)
- **Universal gobo holder:** "A" size glass and metal gobo
- **Lens tube lock feature:** secures rotating lens tube against unwanted movement
- **90° rotating lens tube / gate / front accessories holder:** rotation of the projected image is always possible while the lamp remains vertical – no need to move the yoke
- **Internal glass filter holder:** long term use of durable coloured, dichroic or textured glass
- **Easy focus reference:** graduated scale on side of the unit; fast and easy refocusing
- **Tilt reference on hanging yoke:** index for rapid re-positioning

### Optical

- **Multiposition socket:** accepts 1000 W and 1200 W lamps
- **Factory set optical train:** no re-alignment even after lamp change
- **SX optical system:** double condenser optics for exceptional optical quality
- **Variable zoom optics:** sharp focus at every beam angle. Independent control of image size and focus. Focus handles on both sides

### Construction

- **Made in France :** fully manufactured in Robert Juliat premises retaining complete control over all aspects of quality
- **Interchangeable lamp base:** with Sully (115W LED) series
- **Air vents:** efficient cooling with no light spill
- **Bodywork:** strong sheet metal construction for durability
- **Moving parts:** smooth at all times, even when hot
- **Captive knobs and handles:** additional security when working at height or in transit
- **Easy access to all parts:** easy cleaning, re-lamping and maintenance
- **Spare parts and accessories:** interchangeable across the tungsten, discharge or LED ranges, reducing running costs

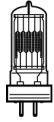
Picture:611SX

DSEN041\_611SX - 17/06/2021

Robert Juliat reserves the right to change or alter any of the items detailed on this page, to increase or improve manufacturing techniques without prior notice.

Robert Juliat S.A.S., 32 rue de Beaumont, 60530 Fresnoy-en-Thelle - France  
Telephone : +33 (0)3 44 26 51 89 - fax : +33 (0)3 44 26 90 79 - info@robertjuliat.fr  
www.robertjuliat.com

## Source



- **Lamp type:** Tungsten
- **Socket:** Gx9.5

| Admissible lamps               | Power * | Lumen output* | Colour temperature* | Life* |
|--------------------------------|---------|---------------|---------------------|-------|
| LIF: T19 (T11) - ANSI: FWP/FWR | 1 000 W | 21 000 lm     | 3050K               | 750 h |
| LIF: CP70 - ANSI: FVA/FVB      | 1 000 W | 26 000 lm     | 3200K               | 200 h |
| LIF: T29 - ANSI: FWS/FWT       | 1 200 W | 29 000 lm     | 3050K               | 400 h |
| LIF: CP90                      | 1 200 W | 30 000 lm     | 3200K               | 200 h |

(\*) manufacturer's data

## Optics

### Characteristics

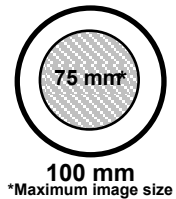
- **Type:** Zoom
- **Beam range:** 11° to 26°
- **Focal length:** 173 - 415 mm

### Gel filter

- **Shape:** Square
- **Standard size:** 180x180 mm (7.1x7.1 in)
- **Optional size:** 185x185mm (7.3x7.3")

### Gobo

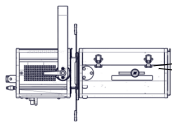
- **Size:** A
- **Material:** Metal  
Glass



## Photometrics

with LIF: CP70 - ANSI: FVA/FVB source

### • Optics @ 11°



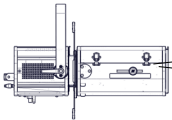
11°

Field angle  
3%

**Beam intensity**  
306 000 cd

|                     |           |           |         |         |         |         |
|---------------------|-----------|-----------|---------|---------|---------|---------|
| <b>Distance</b>     | 10 m      | 15 m      | 20 m    | 25 m    | 30 m    | 35 m    |
| <b>Diameter</b>     | 1.9 m     | 2.9 m     | 3.9 m   | 4.8 m   | 5.8 m   | 6.7 m   |
| <b>Illumination</b> | 3 100 lux | 1 400 lux | 770 lux | 490 lux | 350 lux | 250 lux |
| <b>Distance</b>     | 35 ft     | 50 ft     | 65 ft   | 80 ft   | 100 ft  | 115 ft  |
| <b>Diameter</b>     | 6.7 ft    | 9.6 ft    | 12.5 ft | 15.4 ft | 19.3 ft | 22.1 ft |
| <b>Illumination</b> | 250 fc    | 130 fc    | 75 fc   | 48 fc   | 31 fc   | 24 fc   |

### • Optics @ 26°



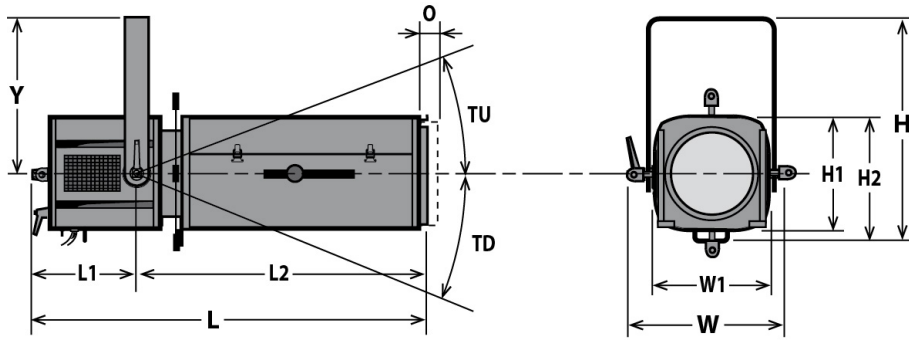
26°

Field angle  
3%

**Beam intensity**  
72 000 cd

|                     |         |         |         |         |         |         |
|---------------------|---------|---------|---------|---------|---------|---------|
| <b>Distance</b>     | 10 m    | 15 m    | 20 m    | 25 m    | 30 m    | 35 m    |
| <b>Diameter</b>     | 4.6 m   | 6.9 m   | 9.2 m   | 11.5 m  | 13.9 m  | 16.2 m  |
| <b>Illumination</b> | 730 lux | 330 lux | 190 lux | 120 lux | 85 lux  | 60 lux  |
| <b>Distance</b>     | 35 ft   | 50 ft   | 65 ft   | 80 ft   | 100 ft  | 115 ft  |
| <b>Diameter</b>     | 16.2 ft | 23.1 ft | 30 ft   | 36.9 ft | 46.2 ft | 53.1 ft |
| <b>Illumination</b> | 60 fc   | 29 fc   | 18 fc   | 12 fc   | 8 fc    | 6 fc    |

## Dimensions and weight



**Weight:** 13 kg (28.6 lbs)

| Height              | Length               | Width               | Yoke              | Tilt     | Option          |
|---------------------|----------------------|---------------------|-------------------|----------|-----------------|
| H= 415 mm (16.3 in) | L= 785 mm (30.9 in)  | W= 330 mm (13 in)   | Y= 280 mm (11 in) | TU= TBD° | O= 25 mm (1 in) |
| H1= 208 mm (8.2 in) | L1= 250 mm (9.8 in)  | W1= 208 mm (8.2 in) |                   | TD= TBD° |                 |
| H2= 240 mm (9.4 in) | L2= 535 mm (21.1 in) |                     |                   |          |                 |

## Shipping

- **Weight :** 16 kg (35.2 lbs)
- **Volume :** .1 m<sup>3</sup> (3.53 ft<sup>3</sup>)

## Installation

- **Minimum distance to illuminated surface:** 2.5 m ( 8.2 ft )
- **Operating position:**



## Construction

- **Housing:** Steel sheet - Aluminium
- **Colour:** Black
- **Cooling:** Convection cooling
- **Maximum ambient temperature (Ta):** 40°C (104°F)
- **Maximum case temperature (Tc):** 260°C (500°F)
- **Total heat dissipation:** 3 413 BTU/h
- **Ingress Protection (IP) rating:** IP20

## Electrical compatibility

- 230/240 V - 50 Hz
- ~~115/120 V - 60 Hz~~

## Warranty

- **Fixture: 2 years**  
See General Sales Condition on website

## Approvals



## Power input



- **Type:** attached power cord
- **Cable:** H07RNF 3G1.5
- **Length:** 3 m (9.8 ft)
- **Power connector:** CEE 7/7 (2P+E NF/Schuko)





## Power consumption

| Voltage | Frequency | Current | Power  |
|---------|-----------|---------|--------|
| 230 V   | 50 Hz     | 5 A     | 1000 W |
| 230 V   | 50 Hz     | 6 A     | 1200 W |













## Model












|              |   |
|--------------|---|
| <b>611SX</b> | 1000/1200 W Tungsten Profile spot - Gx9.5 socket - 611SX - 11/26° |
|--------------|---|

## Options

|                 |  |   |
|-----------------|--|---|
| <b>CAV600</b>   | Double slot front cassette for 180x180mm accessories |  |
| <b>CAV600E</b>  | Double slot front cassette for 185x185mm accessories |  |
| <b>PCP1716A</b> | 16A blue 2P+E 6h IEC60309 power connector            |  |
| <b>FCD600PV</b> | Angled yoke  |  |

## Accessories

|                  |  |   |
|------------------|--|---|
| <b>D8</b>        | Shutter for SX series<br><b>4 included</b>   |    |
| <b>PF500M2</b>   | 180x180mm metal filter holder<br><b>1 included</b>   |   |
| <b>SGUX</b>      | Universal "A" size gobo-holder (metal, glass, frosted glass)<br><b>1 included</b>  |  |
| <b>CP70</b>      | CP70 - Gx9.5 1000W 230V 200h 3200K lamp  |  |
| <b>T19 (T11)</b> | T19 (T11) - Gx9.5 1000W 230V 750h 3050K lamp   |  |
| <b>CP90</b>      | CP90 - Gx9.5 1200W 230V 200h 3200K lamp  |  |
| <b>IWSX755</b>   | Drop-in iris (monoplane) with holder - Poids: 0.26 Kg  |  |
| <b>PF600M2</b>   | 185x185mm metal filter holder  |  |
| <b>G500</b>      | 180x180mm safety grid  |  |
| <b>CAV600A</b>   | Double slot front cassette for 180x180mm accessories - Poids: 0.43 Kg  |  |
| <b>CAV600AE</b>  | Double slot front cassette for 185x185mm accessories - Poids: 0.45 Kg  |  |
| <b>RPF613</b>    | 180x180mm front extension cassette for 215x215mm accessories without fan (recommended for dark colours on 613SX/663SX) - Poids: 1.5 Kg |  |

|                  |  |   |
|------------------|--|---|
| <b>RPF613E</b>   | 180x180mm front extension cassette for 245x245mm accessories without fan (recommended for dark colours on 613SX/663SX)                     |       |
| <b>APH 68LED</b> | Double-condenser set for Led profile - Poids: 0.58 Kg  |    |
| <b>T/600VSX</b>  | Lamp compartment for 1000/1200W tungsten G22 lamps with fan - 3 meter power cable with CEE 7/7 (2P+T NF/SCHUKO) connector - Poids: 2.03 Kg |    |
| <b>T/650SXCW</b> | SULLY 115W LED compartment - Cool White - 3 meter power cable with CEE 7/7 (2P+T NF/SCHUKO) connector - Poids: 2.27 Kg                     |    |
| <b>T/650SXWW</b> | SULLY 115W LED compartment - Warm White - 3 meter power cable with CEE 7/7 (2P+T NF/SCHUKO) connector - Poids: 2.27 Kg                     |    |
| <b>VD120</b>     | 120x120mm frosted glass  |    |
| <b>FCD600</b>    | Angled yoke  |    |
| <b>TH600</b>     | 180x180mm "Top hat" (without safety cable)   |    |
| <b>876</b>       | Hook clamp 40x10mm with 28mm M10 screw for Ø35 to 50mm pipes - SWL: 50Kg - Poids: 1.25 Kg  |   |
| <b>880</b>       | Hook clamp 40x10mm with 28mm M10 screw for Ø50 to 63mm pipes - SWL: 50Kg - Poids: 1.36 Kg  |  |
| <b>CS2</b>       | Safety cable Ø3 mm L= 600mm - SWL: 75 Kg   |  |